

**RESULTADOS 1ª Sesión de Entrenamientos**

Ord.	Nº	Concursante	Piloto	Nac.	Descripcion	J	A	D	Piloto 2	Nac.	Descripcion	J	A	D	Vehiculo	N.V.	V.R.	Tiempo	Dif 1º	Dif. Ant	Km/h
1	46	RMS Engeneering, S.R.L.	<u>Oscar Nogués</u>	Esp											Renault Clio Cup	4	2	1'43.080			123.598
2	18	Milan Competition	<u>Rafael Villanueva</u>	Esp											Renault Clio Cup	4	3	1'43.320	0"240	0"240	123.311
3	11	Milan Competition	<u>Marc Guillot</u>	Fr											Renault Clio Cup	6	3	1'43.612	0"532	0"292	122.963
4	2	Milan Competition	<u>Nicolas Milan</u>	Fr											Renault Clio Cup	6	3	1'43.614	0"534	0"002	122.961
5	47	RMS Engeneering, S.R.L.	<u>Salvatore Arcaese</u>	Rum											Renault Clio Cup	4	2	1'43.750	0"670	0"136	122.800
6	54	Polar Seafood - Peu Abaix	<u>Thomas Fjordbach</u>	Dk	Junior	J									Renault Clio Cup	6	3	1'44.055	0"975	0"305	122.440
7	5	Milan Competition	<u>Santiago Navarro</u>	Esp	Amateur		A								Renault Clio Cup	7	3	1'44.171	1"091	0"116	122.303
8	15	Milan Competition	<u>Guillaume Lafond</u>	Fr											Renault Clio Cup	7	4	1'44.204	1"124	0"033	122.265
9	58	RMS Engeneering, S.R.L.	<u>Manuela Vasquez</u>	Col	Damas			D							Renault Clio Cup	7	2	1'44.313	1"233	0"109	122.137
10	21	Race	<u>Antonio Martinez</u>	Esp	Junior	J									Renault Clio Cup	6	3	1'44.334	1"254	0"021	122.112
11	9	Race	<u>Marta Suria</u>	Esp	Damas			D							Renault Clio Cup	6	3	1'44.400	1"320	0"066	122.035
12	6	Alex Cosin	<u>Alex Cosin</u>	Esp											Renault Clio Cup	8	3	1'44.658	1"578	0"258	121.734
13	16	A.D. Desguaces La Torre	<u>Mariano Esteban</u>	Esp	Amateur		A								Renault Clio Cup	8	4	1'44.871	1"791	0"213	121.487
14	17	A.D. Desguaces La Torre	<u>Carlos Esteban</u>	Esp	Amateur		A								Renault Clio Cup	8	4	1'45.298	2"218	0"427	120.994
15	25	Pujolaracing C.E.	<u>Diego Villanueva Capote</u>	Esp	Junior	J									Renault Clio Cup	8	7	1'45.582	2"502	0"284	120.669
16	3	Escuderia Orense	<u>Roberto Blach</u>	Esp	Junior	J									Renault Clio Cup	7	6	1'46.160	3"080	0"578	120.012
17	7	Oscar Gómez González	<u>Jonathan Gómez González</u>	Esp					<u>Oscar Gómez González</u>	Esp					Renault Clio Cup	9	3	1'46.211	3"131	0"051	119.954
18	84	Raquel Morera	<u>Raquel Morera</u>	Esp	Damas			D							Renault Clio Cup	6	4	1'46.322	3"242	0"111	119.829
19	44	C.D. Motor Racing Cantabri	<u>Gerardo González Pulido</u>	Esp											Renault Clio Cup	7	4	1'46.477	3"397	0"155	119.655
20	4	A. Club De Zaragoza	<u>Joaquín Rodrigo</u>	Esp	Amateur		A								Renault Clio Cup	8	7	1'47.260	4"180	0"783	118.781

Circuito de Albacete 09 de Junio de 2012

A las 15:18 Horas.

EL DIRECTOR DE CARRERA

EL JEFE DE CRONOMETRAJE

TIEMPOS POR VUELTA 1ª Sesión de Entrenamientos

Circuito de Albacete  
12-13 de Junio de 2010

Numero	2			3			4			5			6			7		
	T. Vuelta	Parciales	Vel./Pil.	T. Vuelta	Parciales	Vel./Pil.	T. Vuelta	Parciales	Vel./Pil.	T. Vuelta	Parciales	Vel./Pil.	T. Vuelta	Parciales	Vel./Pil.	T. Vuelta	Parciales	Vel./Pil.
1ª - 1	0'49.591	0'49.591	136.709	0'45.214	0'45.214	168.751	0'59.828	0'59.828	126.464	0'42.889	0'42.889	169.279	0'48.396	0'48.396	139.897	0'43.696	0'43.696	170.347
1ª - 2	1'28.437	0'38.846		1'26.682	0'41.468		1'51.527	0'51.699		1'18.502	0'35.613		1'25.601	0'37.205		1'20.159	0'36.463	
1ª - 3	1'54.652	0'26.215		1'54.808	0'28.126		2'19.754	0'28.227		1'44.436	0'25.934		1'51.791	0'26.190		1'46.743	0'26.584	
2ª - 1	0'42.425	0'42.425	170.887	0'43.461	0'43.461	170.887	0'47.443	0'47.443	171.975	0'42.869	0'42.869	168.225	0'42.958	0'42.958	172.524	0'43.539	0'43.539	170.887
2ª - 2	1'17.760	0'35.335		1'19.953	0'36.492		1'28.407	0'40.964		1'18.455	0'35.586		1'18.789	0'35.831		1'19.871	0'36.332	
2ª - 3	1'43.614	0'25.854		1'46.764	0'26.811		1'55.740	0'27.333		1'44.171	0'25.716		1'44.658	0'25.869		1'46.211	0'26.340	
3ª - 1	0'42.382	0'42.382	172.524	0'43.919	0'43.919	159.293	0'43.861	0'43.861	175.896	0'42.849	0'42.849	170.348	0'42.704	0'42.704	173.078	0'43.621	0'43.621	171.429
3ª - 2	1'17.824	0'35.442		1'24.361	0'40.442		1'36.341	0'52.480		1'22.385	0'39.536		1'18.869	0'36.165		1'20.387	0'36.766	
3ª - 3	1'43.668	0'25.844		1'52.021	0'27.660		2'12.341	0'36.000		1'57.452	0'35.067	PIT	1'44.883	0'26.014		1'46.857	0'26.470	
4ª - 1	0'42.398	0'42.398	170.348	0'43.410	0'43.410	166.667	0'49.329	0'49.329	151.261	2'32.429	2'32.429		0'42.910	0'42.910	176.471	0'43.845	0'43.845	172.524
4ª - 2	1'17.887	0'35.489		1'20.653	0'37.243		1'31.316	0'41.987		3'12.647	0'40.218		1'18.613	0'35.703		1'20.270	0'36.425	
4ª - 3	1'43.887	0'26.000		1'48.081	0'27.428		2'07.312	0'35.996		3'39.944	0'27.297		1'44.826	0'26.213		1'47.202	0'26.932	
5ª - 1	0'46.684	0'46.684	170.887	0'43.424	0'43.424	173.634	0'43.520	0'43.520	178.218	0'42.962	0'42.962	170.348	0'42.696	0'42.696	177.050	0'44.678	0'44.678	173.077
5ª - 2	1'34.999	0'48.315		1'19.755	0'36.331		1'20.144	0'36.624		1'18.609	0'35.647		1'18.664	0'35.968		1'21.432	0'36.754	
5ª - 3	2'13.185	0'38.186	PIT	1'46.160	0'26.405		1'47.416	0'27.272		1'44.654	0'26.045		1'44.785	0'26.121		1'48.275	0'26.843	
6ª - 1				0'43.114	0'43.114	172.524	0'43.756	0'43.756	177.632	0'43.075	0'43.075	168.750	0'42.839	0'42.839	174.758	0'43.981	0'43.981	175.325
6ª - 2				1'19.613	0'36.499		1'20.428	0'36.672		1'25.268	0'42.193		1'18.754	0'35.915		1'20.772	0'36.791	
6ª - 3				1'52.933	0'33.320	PIT	1'47.260	0'26.832		2'04.687	0'39.419	PIT	1'44.920	0'26.166		1'47.307	0'26.535	
7ª - 1				0'55.914	0'55.914	150.000							0'44.997	0'44.997	174.758	0'43.734	0'43.734	172.524
7ª - 2							1'49.378	0'53.464					1'23.556	0'38.559		1'20.527	0'36.793	
7ª - 3							2'38.354	0'48.976	PIT				1'56.409	0'32.853	PIT	1'46.966	0'26.439	
8ª - 1																0'44.527	0'44.527	171.429
8ª - 2																1'21.296	0'36.769	
8ª - 3																1'51.516	0'30.220	PIT

Vuelta Ideal	
0'42.382	0'42.382
1'17.717	0'35.335
1'43.561	0'25.844

Vuelta Ideal	
0'43.114	0'43.114
1'19.445	0'36.331
1'45.850	0'26.405

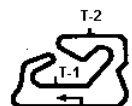
Vuelta Ideal	
0'43.520	0'43.520
1'20.144	0'36.624
1'46.976	0'26.832

Vuelta Ideal	
0'42.849	0'42.849
1'18.435	0'35.586
1'44.151	0'25.716

Vuelta Ideal	
0'42.696	0'42.696
1'18.399	0'35.703
1'44.268	0'25.869

Vuelta Ideal	
0'43.539	0'43.539
1'19.871	0'36.332
1'46.211	0'26.340

Vuelta Mas Rapida Ideal	
0'42.232	0'42.232
1'17.305	0'35.073
1'42.898	0'25.593



1.490 2.660 3.539

TIEMPOS POR VUELTA 1ª Sesión de Entrenamientos

Circuito de Albacete  
12-13 de Junio de 2010

Numero	9			11			15			16			17			18		
	T. Vuelta	Parciales	Vel./Pil.	T. Vuelta	Parciales	Vel./Pil.	T. Vuelta	Parciales	Vel./Pil.	T. Vuelta	Parciales	Vel./Pil.	T. Vuelta	Parciales	Vel./Pil.	T. Vuelta	Parciales	Vel./Pil.
1ª - 1	0'42.794	0'42.794	171.429	0'50.114	0'50.114	138.462	0'52.211	0'52.211	113.685	1'00.771	1'00.771	113.685	1'00.823	1'00.823	115.632	0'48.290	0'48.290	170.887
1ª - 2	1'18.686	0'35.892		1'30.443	0'40.329		1'32.789	0'40.578		1'49.287	0'48.516		1'51.666	0'50.843		1'29.845	0'41.555	
1ª - 3	1'44.724	0'26.038		1'56.879	0'26.436		1'58.853	0'26.064		2'15.686	0'26.399		2'18.980	0'27.314		1'57.543	0'27.698	
2ª - 1	0'42.719	0'42.719	173.634	0'42.305	0'42.305	175.896	0'42.498	0'42.498	175.325	0'43.027	0'43.027	171.975	0'43.111	0'43.111	174.194	0'42.352	0'42.352	171.975
2ª - 2	1'18.418	0'35.699		1'17.635	0'35.330		1'18.553	0'36.055		1'18.849	0'35.822		1'19.512	0'36.401		1'17.623	0'35.271	
2ª - 3	1'44.400	0'25.982		1'43.612	0'25.977		1'44.575	0'26.022		1'45.010	0'26.161		1'45.868	0'26.356		1'43.320	0'25.697	
3ª - 1	0'42.954	0'42.954	173.077	0'42.688	0'42.688	175.325	0'42.639	0'42.639	173.077	0'43.297	0'43.297	172.524	0'43.038	0'43.038	172.524	0'46.529	0'46.529	172.524
3ª - 2	1'18.879	0'35.925		1'18.283	0'35.595		1'18.331	0'35.692		1'18.873	0'35.576		1'18.854	0'35.816		1'26.631	0'40.102	
3ª - 3	1'45.024	0'26.145		1'44.177	0'25.894		1'44.204	0'25.873		1'44.671	0'25.998		1'45.298	0'26.444		2'00.125	0'33.494	PIT
4ª - 1	0'43.069	0'43.069	173.077	0'42.441	0'42.441	173.634	0'42.944	0'42.944	173.634	0'43.047	0'43.047	174.194	0'43.069	0'43.069	172.524			
4ª - 2	1'19.221	0'36.152		1'18.028	0'35.587		1'18.704	0'35.760		1'18.845	0'35.798		1'19.458	0'36.389				
4ª - 3	1'45.335	0'26.114		1'44.302	0'26.274		1'44.745	0'26.041		1'45.201	0'26.356		1'46.402	0'26.944				
5ª - 1	0'46.939	0'46.939	173.077	0'46.109	0'46.109	175.325	0'42.845	0'42.845	176.471	0'42.648	0'42.648	174.758	0'43.411	0'43.411	173.634			
5ª - 2	1'25.948	0'39.009		1'28.345	0'42.236		1'18.914	0'36.069		1'18.639	0'35.991		1'19.943	0'36.532				
5ª - 3	1'58.820	0'32.872	PIT	2'06.848	0'38.503	PIT	1'45.086	0'26.172		1'44.880	0'26.241		1'46.288	0'26.345				
6ª - 1							0'46.612	0'46.612	173.634	0'42.835	0'42.835	173.077	0'43.254	0'43.254	172.524			
6ª - 2							1'26.996	0'40.384		1'19.058	0'36.223		1'19.975	0'36.721				
6ª - 3							2'03.798	0'36.802	PIT	1'45.487	0'26.429		1'46.593	0'26.618				
7ª - 1										0'48.508	0'48.508	168.225	0'48.686	0'48.686	173.077			
7ª - 2										1'32.217	0'43.709		1'26.581	0'37.895				
7ª - 3										2'07.660	0'35.443	PIT	2'00.611	0'34.030	PIT			
8ª - 1																		
8ª - 2																		
8ª - 3																		

Vuelta Ideal	
0'42.719	0'42.719
1'18.418	0'35.699
1'44.400	0'25.982

Vuelta Ideal	
0'42.305	0'42.305
1'17.635	0'35.330
1'43.529	0'25.894

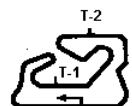
Vuelta Ideal	
0'42.498	0'42.498
1'18.190	0'35.692
1'44.063	0'25.873

Vuelta Ideal	
0'42.648	0'42.648
1'18.224	0'35.576
1'44.222	0'25.998

Vuelta Ideal	
0'43.038	0'43.038
1'18.854	0'35.816
1'45.199	0'26.345

Vuelta Ideal	
0'42.352	0'42.352
1'17.623	0'35.271
1'43.320	0'25.697

Vuelta Mas Rapida Ideal	
0'42.232	0'42.232
1'17.305	0'35.073
1'42.898	0'25.593



1.490 2.660 3.539

TIEMPOS POR VUELTA 1ª Sesión de Entrenamientos

Circuito de Albacete  
12-13 de Junio de 2010

Numero	21			25			44			46			47			54		
	T. Vuelta	Parciales	Vel./Pil.	T. Vuelta	Parciales	Vel./Pil.	T. Vuelta	Parciales	Vel./Pil.	T. Vuelta	Parciales	Vel./Pil.	T. Vuelta	Parciales	Vel./Pil.	T. Vuelta	Parciales	Vel./Pil.
1ª - 1	0'49.904	0'49.904	173.078	0'46.363	0'46.363	172.524	0'45.101	0'45.101	165.645	0'42.414	0'42.414	166.154	0'42.479	0'42.479	168.225	0'43.917	0'43.917	172.524
1ª - 2	1'26.402	0'36.498		1'27.880	0'41.517		1'22.696	0'37.595		1'17.487	0'35.073		1'17.781	0'35.302		1'27.452	0'43.535	
1ª - 3	1'52.235	0'25.833		1'55.617	0'27.737		1'50.035	0'27.339		1'43.080	0'25.593		1'43.750	0'25.969		1'54.511	0'27.059	
2ª - 1	0'42.866	0'42.866	170.348	0'43.677	0'43.677	177.632	0'45.481	0'45.481	169.812	0'42.232	0'42.232	168.225	0'42.647	0'42.647	168.751	0'42.586	0'42.586	172.524
2ª - 2	1'18.428	0'35.562		1'19.859	0'36.182		1'22.513	0'37.032		1'17.539	0'35.307		1'18.093	0'35.446		1'18.094	0'35.508	
2ª - 3	1'44.334	0'25.906		1'46.984	0'27.125		1'49.872	0'27.359		1'43.272	0'25.733		1'44.142	0'26.049		1'44.055	0'25.961	
3ª - 1	0'42.756	0'42.756	170.348	0'49.046	0'49.046	135.339	0'43.323	0'43.323	170.348	0'46.959	0'46.959	168.225	0'46.096	0'46.096	168.751	0'42.706	0'42.706	174.194
3ª - 2	1'18.298	0'35.542		1'26.911	0'37.865		1'19.984	0'36.661		1'34.468	0'47.509		1'33.704	0'47.608		1'18.644	0'35.938	
3ª - 3	1'44.558	0'26.260		1'54.136	0'27.225		1'46.477	0'26.493		2'09.644	0'35.176	PIT	2'08.581	0'34.877	PIT	1'45.440	0'26.796	
4ª - 1	0'42.870	0'42.870	169.279	0'43.316	0'43.316	174.194	0'43.826	0'43.826	169.812							0'42.849	0'42.849	173.077
4ª - 2	1'18.613	0'35.743		1'19.124	0'35.808		1'20.263	0'36.437								1'18.606	0'35.757	
4ª - 3	1'44.545	0'25.932		1'45.730	0'26.606		1'46.961	0'26.698								1'44.666	0'26.060	
5ª - 1	0'42.839	0'42.839	171.429	0'43.274	0'43.274	174.194	0'43.837	0'43.837	170.887							0'42.850	0'42.850	174.194
5ª - 2	1'18.636	0'35.797		1'19.590	0'36.316		1'20.243	0'36.406								1'18.660	0'35.810	
5ª - 3	1'49.885	0'31.249	PIT	1'46.211	0'26.621		1'46.880	0'26.637								1'51.335	0'32.675	PIT
6ª - 1				0'43.058	0'43.058	174.758	0'56.611	0'56.611	170.348									
6ª - 2				1'19.339	0'36.281		1'33.439	0'36.828										
6ª - 3				1'45.582	0'26.243		2'05.576	0'32.137	PIT									
7ª - 1				0'43.191	0'43.191	174.194												
7ª - 2				1'24.146	0'40.955													
7ª - 3				2'06.092	0'41.946	PIT												
8ª - 1																		
8ª - 2																		
8ª - 3																		

Vuelta Ideal	
0'42.756	0'42.756
1'18.298	0'35.542
1'44.131	0'25.833

Vuelta Ideal	
0'43.058	0'43.058
1'18.866	0'35.808
1'45.109	0'26.243

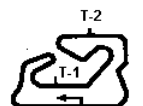
Vuelta Ideal	
0'43.323	0'43.323
1'19.729	0'36.406
1'46.222	0'26.493

Vuelta Ideal	
0'42.232	0'42.232
1'17.305	0'35.073
1'42.898	0'25.593

Vuelta Ideal	
0'42.479	0'42.479
1'17.781	0'35.302
1'43.750	0'25.969

Vuelta Ideal	
0'42.586	0'42.586
1'18.094	0'35.508
1'44.055	0'25.961

Vuelta Mas Rapida Ideal	
0'42.232	0'42.232
1'17.305	0'35.073
1'42.898	0'25.593



1.490 2.660 3.539

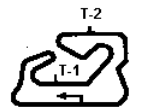
TIEMPOS POR VUELTA 1ª Sesión de Entrenamientos

Circuito de Albacete  
12-13 de Junio de 2010

Numero	58			84		
	T. Vuelta	Parciales	Vel./Pil.	T. Vuelta	Parciales	Vel./Pil.
1ª - 1	0'42.699	<u>0'42.699</u>	168.751	0'44.663	0'44.663	169.279
1ª - 2	1'18.235	<u>0'35.536</u>		1'26.380	0'41.717	
1ª - 3	<u>1'44.313</u>	0'26.078		1'54.791	0'28.411	
2ª - 1	0'42.760	0'42.760	168.751	6'10.955	6'10.955	171.429
2ª - 2	1'18.514	0'35.754		6'48.102	0'37.147	
2ª - 3	1'44.551	<u>0'26.037</u>		7'15.163	0'27.061	
3ª - 1	0'43.256	0'43.256	169.812	0'43.191	0'43.191	172.524
3ª - 2	1'19.301	0'36.045		1'19.815	<u>0'36.624</u>	
3ª - 3	1'45.398	0'26.097		<u>1'46.322</u>	0'26.507	
4ª - 1	0'43.188	0'43.188	168.225	0'43.116	<u>0'43.116</u>	171.429
4ª - 2	1'19.341	0'36.153		1'19.864	0'36.748	
4ª - 3	1'45.586	0'26.245		1'46.323	<u>0'26.459</u>	
5ª - 1	0'46.257	0'46.257	168.225	0'43.590	0'43.590	169.279
5ª - 2	1'28.853	0'42.596		1'20.530	0'36.940	
5ª - 3	1'56.640	0'27.787		1'51.974	0'31.444	PIT
6ª - 1	0'44.322	0'44.322	165.645			
6ª - 2	1'21.702	0'37.380				
6ª - 3	1'54.805	0'33.103	PIT			
7ª - 1						
7ª - 2						
7ª - 3						
8ª - 1						
8ª - 2						
8ª - 3						

Vuelta Ideal	
0'42.699	0'42.699
1'18.235	0'35.536
1'44.272	0'26.037

Vuelta Ideal	
0'43.116	0'43.116
1'19.740	0'36.624
1'46.199	0'26.459



1.490 2.660 3.539

### Clasificación por Sectores 1ª Sesión de Entrenamientos

Circuito de Albacete  
12-13 de Junio de 2010

Ord.	Sector - 1		Sector - 2		Sector - 3	
	Nº piloto	Tiempo	Nº piloto	Tiempo	Nº piloto	Tiempo
1	46 Oscar Nogués	42.232	46 Oscar Nogués	35.073	46 Oscar Nogués	25.593
2	11 Marc Guillot	42.305	18 Rafael Villanueva	35.271	18 Rafael Villanueva	25.697
3	18 Rafael Villanueva	42.352	47 Salvatore Arcarese	35.302	5 Santiago Navarro	25.716
4	2 Nicolas Milan	42.382	11 Marc Guillot	35.330	21 Antonio Martinez	25.833
5	47 Salvatore Arcarese	42.479	2 Nicolas Milan	35.335	2 Nicolas Milan	25.844
6	15 Guillaume Lafond	42.498	54 Thomas Fjordbach	35.508	6 Alex Cosin	25.869
7	54 Thomas Fjordbach	42.586	58 Manuela Vasquez	35.536	15 Guillaume Lafond	25.873
8	16 Mariano Esteban	42.648	21 Antonio Martinez	35.542	11 Marc Guillot	25.894
9	6 Alex Cosin	42.696	16 Mariano Esteban	35.576	54 Thomas Fjordbach	25.961
10	58 Manuela Vasquez	42.699	5 Santiago Navarro	35.586	47 Salvatore Arcarese	25.969
11	9 Marta Suria	42.719	15 Guillaume Lafond	35.692	9 Marta Suria	25.982
12	21 Antonio Martinez	42.756	9 Marta Suria	35.699	16 Mariano Esteban	25.998
13	5 Santiago Navarro	42.849	6 Alex Cosin	35.703	58 Manuela Vasquez	26.037
14	17 Carlos Esteban	43.038	25 Diego Villanueva Capote	35.808	25 Diego Villanueva Capote	26.243
15	25 Diego Villanueva Capote	43.058	17 Carlos Esteban	35.816	7 Oscar Gómez González	26.340
16	3 Roberto Blach	43.114	3 Roberto Blach	36.331	17 Carlos Esteban	26.345
17	84 Raquel Morera	43.116	7 Oscar Gómez González	36.332	3 Roberto Blach	26.405
18	44 Gerardo González Pulidc	43.323	44 Gerardo González Pulidc	36.406	84 Raquel Morera	26.459
19	4 Joaquín Rodrigo	43.520	4 Joaquín Rodrigo	36.624	44 Gerardo González Pulidc	26.493
20	7 Oscar Gómez González	43.539	84 Raquel Morera	36.624	4 Joaquín Rodrigo	26.832

Vuelta Ideal vs Vuelta Rapida					
Ord.	Nº piloto	V. Ideal	V. Rapida	Ord.	
1	46 Oscar Nogués	1'42.898	1'43.080	1	
2	18 Rafael Villanueva	1'43.320	1'43.320	2	
3	11 Marc Guillot	1'43.529	1'43.612	3	
4	2 Nicolas Milan	1'43.561	1'43.614	4	
5	47 Salvatore Arcarese	1'43.750	1'43.750	5	
6	54 Thomas Fjordbach	1'44.055	1'44.055	6	
7	15 Guillaume Lafond	1'44.063	1'44.204	8	
8	21 Antonio Martinez	1'44.131	1'44.334	10	
9	5 Santiago Navarro	1'44.151	1'44.171	7	
10	16 Mariano Esteban	1'44.222	1'44.871	13	
11	6 Alex Cosin	1'44.268	1'44.658	12	
12	58 Manuela Vasquez	1'44.272	1'44.313	9	
13	9 Marta Suria	1'44.400	1'44.400	11	
14	25 Diego Villanueva Capote	1'45.109	1'45.582	15	
15	17 Carlos Esteban	1'45.199	1'45.298	14	
16	3 Roberto Blach	1'45.850	1'46.160	16	
17	84 Raquel Morera	1'46.199	1'46.322	18	
18	7 Oscar Gómez González	1'46.211	1'46.211	17	
19	44 Gerardo González Pulidc	1'46.222	1'46.477	19	
20	4 Joaquín Rodrigo	1'46.976	1'47.260	20	

**VELOCIDAD MAXIMA 1ª Sesión de Entrenamientos**

Ord.	Nº	Concursante	Piloto	Nac.	Descripcion	J	A	D	Piloto 2	Nac.	Descripcion	J	A	D	Vehiculo	Km/h
1	4	A. Club De Zaragoza	Joaquín Rodrigo	Esp	Amateur		A								Renault Clio Cup	178.218
2	25	Pujolaracing C.E.	Diego Villanueva Capote	Esp	Junior	J									Renault Clio Cup	177.632
3	6	Alex Cosin	Alex Cosin	Esp											Renault Clio Cup	177.050
4	15	Milan Competition	Guillaume Lafond	Fr											Renault Clio Cup	176.471
5	11	Milan Competition	Marc Guillot	Fr											Renault Clio Cup	175.896
6	7	Oscar Gómez González	Jonathan Gómez González	Esp					Oscar Gómez González	Esp					Renault Clio Cup	175.325
7	16	A.D. Desguaces La Torre	Mariano Esteban	Esp	Amateur		A								Renault Clio Cup	174.758
8	54	Polar Seafood - Peu Abaix	Thomas Fjordbach	Dk	Junior	J									Renault Clio Cup	174.194
9	17	A.D. Desguaces La Torre	Carlos Esteban	Esp	Amateur		A								Renault Clio Cup	174.194
10	9	Race	Marta Suria	Esp	Damas			D							Renault Clio Cup	173.634
11	3	Escudería Orense	Roberto Blach	Esp	Junior	J									Renault Clio Cup	173.634
12	21	Race	Antonio Martínez	Esp	Junior	J									Renault Clio Cup	173.078
13	2	Milan Competition	Nicolas Milan	Fr											Renault Clio Cup	172.524
14	18	Milan Competition	Rafael Villanueva	Esp											Renault Clio Cup	172.524
15	84	Raquel Morera	Raquel Morera	Esp	Damas			D							Renault Clio Cup	172.524
16	44	C.D. Motor Racing Cantabria	Gerardo González Pulido	Esp											Renault Clio Cup	170.887
17	5	Milan Competition	Santiago Navarro	Esp	Amateur		A								Renault Clio Cup	170.348
18	58	RMS Engineering, S.R.L.	Manuela Vasquez	Col	Damas			D							Renault Clio Cup	169.812
19	47	RMS Engineering, S.R.L.	Salvatore Arcarese	Rum											Renault Clio Cup	168.751
20	46	RMS Engineering, S.R.L.	Oscar Nogués	Esp											Renault Clio Cup	168.225



**RESULTADOS 2ª Sesión de Entrenamientos**

Ord.	Nº	Concursante	Piloto	Nac.	Descripcion	J	A	D	Piloto 2	Nac.	Descripcion	J	A	D	Vehiculo	N.V.	V.R.	Tiempo	Dif. 1º	Dif. Ant	Km/h
1	46	RMS Engineering, S.R.L.	<u>Oscar Nogués</u>	Esp											Renault Clio Cup	4	2	1'42.795			123.940
2	11	Milan Competition	<u>Marc Guillot</u>	Fr											Renault Clio Cup	4	3	1'43.594	0"799	0"799	122.984
3	2	Milan Competition	<u>Nicolas Milan</u>	Fr											Renault Clio Cup	6	2	1'43.760	0"965	0"166	122.788
4	54	Polar Seafood - Peu Abaix	<u>Thomas Fjordbach</u>	Dk	Junior	J									Renault Clio Cup	8	3	1'44.048	1"253	0"288	122.448
5	15	Milan Competition	<u>Guillaume Lafond</u>	Fr											Renault Clio Cup	4	3	1'44.101	1"306	0"053	122.385
6	5	Milan Competition	<u>Santiago Navarro</u>	Esp	Amateur		A								Renault Clio Cup	8	3	1'44.261	1"466	0"160	122.198
7	9	Race	<u>Marta Suria</u>	Esp	Damas			D							Renault Clio Cup	7	2	1'44.309	1"514	0"048	122.141
8	21	Race	<u>Antonio Martinez</u>	Esp	Junior	J									Renault Clio Cup	8	8	1'44.400	1"605	0"091	122.035
9	6	Alex Cosin	<u>Alex Cosin</u>	Esp											Renault Clio Cup	6	3	1'44.413	1"618	0"013	122.020
10	58	RMS Engineering, S.R.L.	<u>Manuela Vasquez</u>	Col	Damas			D							Renault Clio Cup	9	2	1'44.541	1"746	0"128	121.870
11	17	A.D. Desguaces La Torre	<u>Carlos Esteban</u>	Esp	Amateur		A								Renault Clio Cup	6	2	1'45.096	2"301	0"555	121.227
12	16	A.D. Desguaces La Torre	<u>Mariano Esteban</u>	Esp	Amateur		A								Renault Clio Cup	7	3	1'45.351	2"556	0"255	120.933
13	84	Raquel Morera	<u>Raquel Morera</u>	Esp	Damas			D							Renault Clio Cup	9	2	1'45.629	2"834	0"278	120.615
14	44	C.D. Motor Racing Cantabria	<u>Gerardo González Pulido</u>	Esp											Renault Clio Cup	7	2	1'45.759	2"964	0"130	120.467
15	7	Oscar Gómez González	<u>Jonathan Gómez González</u>	Esp					Oscar Gómez González	Esp					Renault Clio Cup	9	4	1'46.313	3"518	0"554	119.839
16	25	Pujolaracing C.E.	<u>Diego Villanueva Capote</u>	Esp	Junior	J									Renault Clio Cup	8	3	1'46.598	3"803	0"285	119.519
17	3	Escuderia Orense	<u>Roberto Blach</u>	Esp	Junior	J									Renault Clio Cup	8	3	1'46.859	4"064	0"261	119.227
18	4	A. Club De Zaragoza	<u>Joaquín Rodrigo</u>	Esp	Amateur		A								Renault Clio Cup	5	4	1'47.013	4"218	0"154	119.055
19	18	Milan Competition	<u>Rafael Villanueva</u>	Esp											Renault Clio Cup	6	2	2'11.746	28"951	24"733	96.704
20	47	RMS Engineering, S.R.L.	<u>Salvatore Arcarese</u>	Rum											Renault Clio Cup	5	4				

Anulados los dos mejores tiempos de los participantes numeros 16 y 18 en virtud de Art. 18.16 del RDVC.

Anulados todos los tiempos del participante numero 47 en virtud de Art. 18.16 del RDVC.

Circuito de Albacete 09 de Junio de 2012

A las 15:42 Horas.

EL DIRECTOR DE CARRERA

EL JEFE DE CRONOMETRAJE



TIEMPOS POR VUELTA 2ª Sesión de Entrenamientos

Circuito de Albacete  
12-13 de Junio de 2010

Numero	2			3			4			5			6			7		
	T. Vuelta	Parciales	Vel./Pil.	T. Vuelta	Parciales	Vel./Pil.	T. Vuelta	Parciales	Vel./Pil.	T. Vuelta	Parciales	Vel./Pil.	T. Vuelta	Parciales	Vel./Pil.	T. Vuelta	Parciales	Vel./Pil.
1ª - 1	0'42.532	<u>0'42.532</u>	170.348	0'48.109	0'48.109	141.362	0'48.264	0'48.264	172.524	0'43.087	0'43.087	167.702	0'43.449	0'43.449	172.524	0'43.821	0'43.821	173.634
1ª - 2	1'17.850	<u>0'35.318</u>		1'27.305	0'39.196		1'25.071	0'36.807		1'18.595	<u>0'35.508</u>		1'18.879	<u>0'35.430</u>		1'19.986	<u>0'36.165</u>	
1ª - 3	<u>1'43.760</u>	<u>0'25.910</u>		1'54.572	0'27.267		1'52.420	0'27.349		1'44.383	<u>0'25.788</u>		1'44.858	0'25.979		1'46.836	0'26.850	
2ª - 1	0'42.756	0'42.756	170.348	0'43.312	<u>0'43.312</u>	168.751	0'44.000	0'44.000	177.632	0'42.592	<u>0'42.592</u>	167.702	0'42.710	<u>0'42.710</u>	173.077	0'43.859	0'43.859	169.279
2ª - 2	1'18.181	0'35.425		1'20.386	0'37.074		1'20.850	0'36.850		1'18.241	0'35.649		1'18.399	0'35.689		1'20.104	0'36.245	
2ª - 3	1'44.212	0'26.031		<u>1'46.859</u>	<u>0'26.473</u>		1'47.968	0'27.118		<u>1'44.261</u>	0'26.020		<u>1'44.413</u>	0'26.014		1'46.622	0'26.518	
3ª - 1	0'42.700	0'42.700	170.887	0'43.550	0'43.550	169.812	0'43.654	<u>0'43.654</u>	176.471	0'42.963	0'42.963	166.667	0'42.724	0'42.724	173.077	0'43.431	0'43.431	169.812
3ª - 2	1'18.621	0'35.921		1'19.948	<u>0'36.398</u>		1'20.258	<u>0'36.604</u>		1'18.774	0'35.811		1'18.687	0'35.963		1'19.690	0'36.259	
3ª - 3	1'44.586	0'25.965		1'46.944	0'26.996		<u>1'47.013</u>	<u>0'26.755</u>		1'52.634	0'33.860	PIT	1'44.743	0'26.056		<u>1'46.313</u>	0'26.623	
4ª - 1	0'42.792	0'42.792	171.429	0'50.833	0'50.833	166.667	<u>0'43.787</u>	<u>0'43.787</u>	174.194	3'06.200	3'06.200		0'43.019	0'43.019	173.077	0'43.372	<u>0'43.372</u>	170.348
4ª - 2	1'18.408	0'35.616		1'44.318	0'53.485		1'33.620	0'49.833		3'51.505	0'45.305		1'18.836	0'35.817		1'19.815	0'36.443	
4ª - 3	1'44.440	0'26.032		2'20.971	0'36.653		2'23.893	0'50.273	PIT	<u>4'21.749</u>	<u>0'30.244</u>		1'44.899	0'26.063		1'46.441	0'26.626	
5ª - 1	0'49.220	0'49.220	165.138	0'43.817	0'43.817	167.702	4'42.960	4'42.960		0'59.732	0'59.732		<u>0'48.258</u>	<u>0'48.258</u>	149.585	0'43.689	0'43.689	170.347
5ª - 2	1'34.112	0'44.892		<u>1'20.875</u>	<u>0'37.058</u>		5'39.188	0'56.228		1'56.931	0'57.199		1'31.969	0'43.711		1'20.494	0'36.805	
5ª - 3	<u>2'14.515</u>	<u>0'40.403</u>	PIT	2'03.721	<u>0'42.846</u>	PIT				<u>2'47.836</u>	<u>0'50.905</u>	PIT	<u>2'20.470</u>	<u>0'48.501</u>	PIT	1'47.064	0'26.570	
6ª - 1				5'16.109	5'16.109					3'03.539	3'03.539					<u>0'47.765</u>	<u>0'47.765</u>	169.812
6ª - 2				5'53.570	0'37.461					3'40.434	0'36.895					<u>1'31.069</u>	<u>0'43.304</u>	
6ª - 3				6'20.451	0'26.881					4'06.810	0'26.376					<u>2'13.053</u>	<u>0'41.984</u>	PIT
7ª - 1				0'43.666	0'43.666	168.750				0'43.148	0'43.148	170.348				4'02.252	4'02.252	
7ª - 2				1'20.446	0'36.780					1'20.359	0'37.211					4'39.451	0'37.199	
7ª - 3				1'47.030	0'26.584					1'58.187	0'37.828	PIT				5'05.862	<u>0'26.411</u>	
8ª - 1				0'51.149	0'51.149	153.847										0'43.625	0'43.625	173.634
8ª - 2				1'32.056	0'40.907											1'20.667	0'37.042	
8ª - 3																1'48.951	0'28.284	

Vuelta Ideal	
0'42.532	0'42.532
1'17.850	0'35.318
1'43.760	0'25.910

Vuelta Ideal	
0'43.312	0'43.312
1'19.710	0'36.398
1'46.183	0'26.473

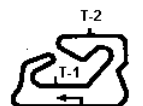
Vuelta Ideal	
0'43.654	0'43.654
1'20.258	0'36.604
1'47.013	0'26.755

Vuelta Ideal	
0'42.592	0'42.592
1'18.100	0'35.508
1'43.888	0'25.788

Vuelta Ideal	
0'42.710	0'42.710
1'18.140	0'35.430
1'43.831	0'25.691

Vuelta Ideal	
0'43.372	0'43.372
1'19.537	0'36.165
1'45.948	0'26.411

Vuelta Mas Rapida Ideal	
0'42.142	0'42.142
1'17.144	0'35.002
1'42.656	0'25.512



1.490 2.660 3.539

TIEMPOS POR VUELTA 2ª Sesión de Entrenamientos

Circuito de Albacete  
12-13 de Junio de 2010

Numero	9			11			15			16			17			18		
	T. Vuelta	Parciales	Vel./Pil.	T. Vuelta	Parciales	Vel./Pil.	T. Vuelta	Parciales	Vel./Pil.	T. Vuelta	Parciales	Vel./Pil.	T. Vuelta	Parciales	Vel./Pil.	T. Vuelta	Parciales	Vel./Pil.
1ª - 1	0'42.851	<u>0'42.851</u>	171.429	0'42.488	0'42.488	174.194	0'42.774	0'42.774	170.348	0'42.808	<u>0'42.808</u>	174.758	0'42.836	<u>0'42.836</u>	171.975	0'42.221	<u>0'42.221</u>	171.429
1ª - 2	1'18.398	<u>0'35.547</u>		1'17.788	0'35.300		1'18.463	0'35.689		1'18.941	0'36.133		1'18.519	<u>0'35.683</u>		1'38.338	0'56.117	
1ª - 3	<u>1'44.309</u>	<u>0'25.911</u>		1'43.725	0'25.937		1'44.280	<u>0'25.817</u>		<u>1'45.174</u>	<u>0'26.233</u>		<u>1'45.096</u>	0'26.577		2'11.746	0'33.408	
2ª - 1	0'43.221	0'43.221	170.348	0'42.468	<u>0'42.468</u>	171.975	0'42.418	<u>0'42.418</u>	169.812	0'43.009	0'43.009	171.429	0'42.904	0'42.904	170.887	0'42.727	0'42.727	170.887
2ª - 2	1'18.811	0'35.590		1'17.674	<u>0'35.206</u>		1'18.079	<u>0'35.661</u>		1'19.066	0'36.057		1'18.685	0'35.781		1'18.281	0'35.554	
2ª - 3	1'45.032	0'26.221		<u>1'43.594</u>	<u>0'25.920</u>		<u>1'44.101</u>	0'26.022		1'45.351	0'26.285		1'45.223	<u>0'26.538</u>		<u>1'44.087</u>	<u>0'25.806</u>	
3ª - 1	0'43.037	0'43.037	170.886	0'44.397	0'44.397	172.524	0'42.674	0'42.674	170.348	0'42.907	0'42.907	171.429	0'42.915	0'42.915	171.975	0'42.701	0'42.701	171.975
3ª - 2	1'18.719	0'35.682		1'23.561	0'39.164		1'18.342	0'35.668		1'18.771	0'35.864		1'18.869	0'35.954		1'18.213	0'35.512	
3ª - 3	1'44.767	0'26.048		1'57.469	0'33.908	PIT	10'21.265	9'02.923	PIT	1'45.209	0'26.438		1'45.434	0'26.565		1'59.435	0'41.222	PIT
4ª - 1	0'45.805	0'45.805	169.812							0'43.050	0'43.050	170.887	0'43.191	0'43.191	173.634	<b>3'52.716</b>	<b>3'52.716</b>	
4ª - 2	1'24.078	0'38.273								1'18.881	<u>0'35.831</u>		1'19.453	0'36.262		4'44.674	<b>0'51.958</b>	
4ª - 3	1'57.689	0'33.611	PIT							1'45.367	0'26.486		1'46.226	0'26.773		<b>5'24.417</b>	<b>0'39.743</b>	PIT
5ª - 1	7'57.743	7'57.743								0'43.131	0'43.131	170.887	0'52.801	0'52.801	173.077	3'44.611	3'44.611	
5ª - 2	8'34.042	0'36.299								1'19.074	0'35.943		1'36.345	0'43.544		4'23.744	0'39.133	
5ª - 3	9'00.435	0'26.393								1'45.490	0'26.416		<b>2'16.635</b>	<b>0'40.290</b>	PIT	4'50.910	0'27.166	
6ª - 1	0'44.770	0'44.770	174.194							<b>0'50.619</b>	<b>0'50.619</b>	171.429				0'42.477	0'42.477	173.077
6ª - 2	1'22.841	0'38.071								1'38.443	<u>0'47.824</u>					1'17.929	<u>0'35.452</u>	
6ª - 3	2'01.696	0'38.855	PIT							<b>2'20.387</b>	<b>0'41.944</b>	PIT						
7ª - 1																		
7ª - 2																		
7ª - 3																		
8ª - 1																		
8ª - 2																		
8ª - 3																		

Vuelta Ideal	
0'42.851	0'42.851
1'18.398	0'35.547
1'44.309	0'25.911

Vuelta Ideal	
0'42.468	0'42.468
1'17.674	0'35.206
1'43.594	0'25.920

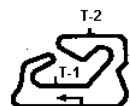
Vuelta Ideal	
0'42.418	0'42.418
1'18.079	0'35.661
1'43.896	0'25.817

Vuelta Ideal	
0'42.808	0'42.808
1'18.639	0'35.831
1'44.872	0'26.233

Vuelta Ideal	
0'42.836	0'42.836
1'18.519	0'35.683
1'45.057	0'26.538

Vuelta Ideal	
0'42.221	0'42.221
1'17.673	0'35.452
1'43.479	0'25.806

Vuelta Mas Rapida Ideal	
0'42.142	0'42.142
1'17.144	0'35.002
1'42.656	0'25.512



1.490 2.660 3.539

TIEMPOS POR VUELTA 2ª Sesión de Entrenamientos

Circuito de Albacete  
12-13 de Junio de 2010

Numero	21			25			44			46			47			54		
	T. Vuelta	Parciales	Vel./Pil.	T. Vuelta	Parciales	Vel./Pil.	T. Vuelta	Parciales	Vel./Pil.	T. Vuelta	Parciales	Vel./Pil.	T. Vuelta	Parciales	Vel./Pil.	T. Vuelta	Parciales	Vel./Pil.
1ª - 1	0'42.790	<b>0'42.790</b>	173.077	0'48.135	0'48.135	139.897	0'42.922	<b>0'42.922</b>	172.524	0'42.281	0'42.281	168.225	0'42.376	<b>0'42.376</b>	170.348	0'42.645	0'42.645	174.194
1ª - 2	1'18.394	0'35.604		1'27.238	0'39.103		1'19.519	0'36.597		1'17.283	<b>0'35.002</b>		1'20.509	0'38.133		1'18.301	0'35.656	
1ª - 3	1'44.450	<b>0'26.056</b>		1'54.132	0'26.894		<b>1'45.759</b>	<b>0'26.240</b>		<b>1'42.795</b>	<b>0'25.512</b>		1'51.234	0'30.725		1'44.341	0'26.040	
2ª - 1	0'43.124	0'43.124	171.429	0'43.354	0'43.354	171.429	0'43.202	0'43.202	169.812	0'42.142	<b>0'42.142</b>	169.279	0'42.534	0'42.534	165.645	0'42.577	<b>0'42.577</b>	170.887
2ª - 2	1'18.970	0'35.846		1'19.783	0'36.429		1'19.421	<b>0'36.219</b>		1'17.398	0'35.256		1'18.335	<b>0'35.801</b>		1'18.102	<b>0'35.525</b>	
2ª - 3	1'45.492	0'26.522		<b>1'46.598</b>	0'26.815		1'45.770	0'26.349		1'43.197	0'25.799		<b>1'44.242</b>	<b>0'25.907</b>		<b>1'44.048</b>	<b>0'25.946</b>	
3ª - 1	0'43.150	0'43.150	166.667	0'43.410	0'43.410	172.524	0'43.353	0'43.353	169.279	0'47.009	0'47.009	166.667	0'42.759	0'42.759	167.702	0'42.759	0'42.759	171.975
3ª - 2	1'19.075	0'35.925		1'24.903	0'41.493		1'19.697	0'36.344		1'31.510	0'44.501		1'18.579	0'35.820		1'18.469	0'35.710	
3ª - 3	1'45.170	0'26.095		2'10.519	0'45.616		1'46.334	0'26.637		2'07.227	0'35.717	PIT	1'44.568	0'25.989		1'44.460	0'25.991	
4ª - 1	0'52.419	0'52.419	162.163	0'49.045	0'49.045	125.000	0'43.988	0'43.988	170.348				0'45.899	0'45.899	162.163	0'46.653	0'46.653	172.524
4ª - 2	1'32.934	0'40.515		1'29.422	0'40.377		1'20.686	0'36.698					1'25.780	0'39.881		1'25.842	0'39.189	
4ª - 3	2'05.183	0'32.249	PIT	1'56.565	0'27.143		1'47.514	0'26.828					1'58.995	0'33.215	PIT	2'00.422	0'34.580	PIT
5ª - 1	2'15.159	2'15.159		0'43.160	<b>0'43.160</b>	172.524	0'43.339	0'43.339	170.348				1'24.845	1'24.845		2'42.955	2'42.955	
5ª - 2	3'01.484	0'46.325		<b>1'19.440</b>	<b>0'36.280</b>		1'19.703	0'36.364					<b>2'01.951</b>	<b>0'37.106</b>		<b>3'33.777</b>	<b>0'50.822</b>	
5ª - 3	3'41.741	<b>0'40.257</b>	PIT	<b>2'00.362</b>	<b>0'40.922</b>	PIT	1'46.250	0'26.547					<b>2'34.279</b>	<b>0'32.328</b>	PIT	<b>4'13.282</b>	<b>0'39.505</b>	PIT
6ª - 1	4'28.944	4'28.944		4'56.300	4'56.300		<b>0'43.819</b>	<b>0'43.819</b>	169.279				5'21.416	5'21.416		3'27.104	3'27.104	
6ª - 2	5'10.414	0'41.470		5'32.734	0'36.434		1'30.368	<b>0'46.549</b>					5'57.928	0'36.512		4'06.269	0'39.165	
6ª - 3	5'36.702	0'26.288		5'59.076	<b>0'26.342</b>		<b>2'12.558</b>	<b>0'42.190</b>	PIT				6'24.280	0'26.352		4'33.989	0'27.720	
7ª - 1	0'42.802	0'42.802	170.887	0'50.822	0'50.822	174.758	5'19.463	5'19.463					0'42.855	0'42.855	167.702	0'45.362	0'45.362	171.429
7ª - 2	1'18.224	<b>0'35.422</b>		1'29.896	0'39.074		6'01.386	0'41.923					1'18.790	0'35.935		1'28.213	0'42.851	
7ª - 3	<b>1'44.400</b>	0'26.176		2'05.736	0'35.840	PIT							1'44.983	0'26.193		2'04.089	0'35.876	PIT
8ª - 1	0'54.593	0'54.593	146.342										0'47.281	0'47.281	166.154			
8ª - 2	1'39.341	0'44.748											1'27.323	0'40.042				
8ª - 3																		

Vuelta Ideal		
0'42.790	0'42.790	
1'18.212	0'35.422	
1'44.268	0'26.056	

Vuelta Ideal		
0'43.160	0'43.160	
1'19.440	0'36.280	
1'45.782	0'26.342	

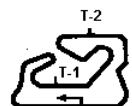
Vuelta Ideal		
0'42.922	0'42.922	
1'19.141	0'36.219	
1'45.381	0'26.240	

Vuelta Ideal		
0'42.142	0'42.142	
1'17.144	0'35.002	
1'42.656	0'25.512	

Vuelta Ideal		
0'42.376	0'42.376	
1'18.177	0'35.801	
1'44.084	0'25.907	

Vuelta Ideal		
0'42.577	0'42.577	
1'18.102	0'35.525	
1'44.048	0'25.946	

Vuelta Mas Rapida Ideal		
0'42.142	0'42.142	
1'17.144	0'35.002	
1'42.656	0'25.512	



1.490 2.660 3.539

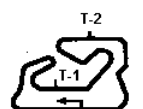
TIEMPOS POR VUELTA 2ª Sesión de Entrenamientos

Circuito de Albacete  
12-13 de Junio de 2010

Numero	58			84		
	T. Vuelta	Parciales	Vel./Pil.	T. Vuelta	Parciales	Vel./Pil.
1ª - 1	0'42.933	0'42.933	171.975	0'42.892	0'42.892	173.634
1ª - 2	1'18.556	0'35.623		1'19.110	0'36.218	
1ª - 3	1'44.541	0'25.985		1'45.629	0'26.519	
2ª - 1	0'42.943	0'42.943	167.183	0'44.522	0'44.522	170.348
2ª - 2	1'18.797	0'35.854		1'21.330	0'36.808	
2ª - 3	1'45.063	0'26.266		1'47.937	0'26.607	
3ª - 1	0'43.368	0'43.368	168.225	0'44.615	0'44.615	170.348
3ª - 2	1'19.380	0'36.012		1'21.242	0'36.627	
3ª - 3	1'45.612	0'26.232		1'47.858	0'26.616	
4ª - 1	0'48.396	0'48.396	168.225	0'43.352	0'43.352	170.887
4ª - 2	1'30.739	0'42.343		1'19.844	0'36.492	
4ª - 3	1'58.902	0'28.163		1'46.519	0'26.675	
5ª - 1	0'43.265	0'43.265	166.667	0'43.604	0'43.604	170.887
5ª - 2	1'19.410	0'36.145		1'20.193	0'36.589	
5ª - 3	1'45.678	0'26.268		1'47.113	0'26.920	
6ª - 1	0'43.231	0'43.231	167.183	0'57.070	0'57.070	164.635
6ª - 2	1'30.482	0'47.251		1'47.638	0'50.568	
6ª - 3	2'22.360	0'51.878	PIT	2'27.097	0'39.459	PIT
7ª - 1	3'54.294	3'54.294		3'25.325	3'25.325	
7ª - 2	4'30.727	0'36.433		4'01.825	0'36.500	
7ª - 3	4'57.163	0'26.436		4'28.450	0'26.625	
8ª - 1	0'43.983	0'43.983	171.429	0'43.444	0'43.444	171.429
8ª - 2	1'20.725	0'36.742		1'20.192	0'36.748	
8ª - 3	1'47.193	0'26.468		1'46.738	0'26.546	

Vuelta Ideal	
0'42.933	0'42.933
1'18.556	0'35.623
1'44.541	0'25.985

Vuelta Ideal	
0'42.892	0'42.892
1'19.110	0'36.218
1'45.629	0'26.519



1.490 2.660 3.539

### Clasificación por Sectores 2ª Sesión de Entrenamientos

Circuito de Albacete  
12-13 de Junio de 2010

Sector - 1				Sector - 2		Sector - 3		Vuelta Ideal vs Vuelta Rapida							
Ord.	Nº	piloto	Tiempo	Nº	piloto	Tiempo	Nº	piloto	Tiempo	Ord.	Nº	piloto	V. Ideal	V. Rapida	Ord.
1	46	Oscar Nogués	42.142	46	Oscar Nogués	35.002	46	Oscar Nogués	25.512	1	46	Oscar Nogués	1'42.656	1'42.795	1
2	18	Rafael Villanueva	42.221	11	Marc Guillot	35.206	6	Alex Cosin	25.691	2	18	Rafael Villanueva	1'43.479	1'44.087	5
3	47	Salvatore Arcarese	42.376	2	Nicolas Milan	35.318	5	Santiago Navarro	25.788	3	11	Marc Guillot	1'43.594	1'43.594	2
4	15	Guillaume Lafond	42.418	21	Antonio Martinez	35.422	18	Rafael Villanueva	25.806	4	2	Nicolas Milan	1'43.760	1'43.760	3
5	11	Marc Guillot	42.468	6	Alex Cosin	35.430	15	Guillaume Lafond	25.817	5	6	Alex Cosin	1'43.831	1'44.413	11
6	2	Nicolas Milan	42.532	18	Rafael Villanueva	35.452	47	Salvatore Arcarese	25.907	6	5	Santiago Navarro	1'43.888	1'44.261	8
7	54	Thomas Fjordbach	42.577	5	Santiago Navarro	35.508	2	Nicolas Milan	25.910	7	15	Guillaume Lafond	1'43.896	1'44.101	6
8	5	Santiago Navarro	42.592	54	Thomas Fjordbach	35.525	9	Marta Suria	25.911	8	54	Thomas Fjordbach	1'44.048	1'44.048	4
9	6	Alex Cosin	42.710	9	Marta Suria	35.547	11	Marc Guillot	25.920	9	47	Salvatore Arcarese	1'44.084	1'44.242	7
10	21	Antonio Martinez	42.790	58	Manuela Vasquez	35.623	54	Thomas Fjordbach	25.946	10	21	Antonio Martinez	1'44.268	1'44.400	10
11	16	Mariano Esteban	42.808	15	Guillaume Lafond	35.661	58	Manuela Vasquez	25.985	11	9	Marta Suria	1'44.309	1'44.309	9
12	17	Carlos Esteban	42.836	17	Carlos Esteban	35.683	21	Antonio Martinez	26.056	12	58	Manuela Vasquez	1'44.541	1'44.541	12
13	9	Marta Suria	42.851	47	Salvatore Arcarese	35.801	16	Mariano Esteban	26.233	13	16	Mariano Esteban	1'44.872	1'45.174	14
14	84	Raquel Morera	42.892	16	Mariano Esteban	35.831	44	Gerardo González Pulido	26.240	14	17	Carlos Esteban	1'45.057	1'45.096	13
15	44	Gerardo González Pulido	42.922	7	Jonathan Gómez Gonzále:	36.165	25	Diego Villanueva Capote	26.342	15	44	Gerardo González Pulido	1'45.381	1'45.759	16
16	58	Manuela Vasquez	42.933	84	Raquel Morera	36.218	7	Jonathan Gómez Gonzále:	26.411	16	84	Raquel Morera	1'45.629	1'45.629	15
17	25	Diego Villanueva Capote	43.160	44	Gerardo González Pulido	36.219	3	Roberto Blach	26.473	17	25	Diego Villanueva Capote	1'45.782	1'46.598	18
18	3	Roberto Blach	43.312	25	Diego Villanueva Capote	36.280	84	Raquel Morera	26.519	18	7	Jonathan Gómez Gonzále:	1'45.948	1'46.313	17
19	7	Jonathan Gómez Gonzále:	43.372	3	Roberto Blach	36.398	17	Carlos Esteban	26.538	19	3	Roberto Blach	1'46.183	1'46.859	19
20	4	Joaquín Rodrigo	43.654	4	Joaquín Rodrigo	36.604	4	Joaquín Rodrigo	26.755	20	4	Joaquín Rodrigo	1'47.013	1'47.013	20

**VELOCIDAD MAXIMA 2ª Sesion de Entrenamientos**

Ord.	Nº	Concursante	Piloto	Nac.	Descripcion	J	A	D	Piloto 2	Nac.	Descripcion	J	A	D	Vehiculo	Km/h
1	4	A. Club De Zaragoza	Joaquín Rodrigo	Esp	Amateur		A								Renault Clio Cup	177.632
2	16	A.D. Desguaces La Torre	Mariano Esteban	Esp	Amateur		A								Renault Clio Cup	174.758
3	25	Pujolaracing C.E.	Diego Villanueva Capote	Esp	Junior	J									Renault Clio Cup	174.758
4	11	Milan Competition	Marc Guillot	Fr											Renault Clio Cup	174.194
5	54	Polar Seafood - Peu Abaix	Thomas Fjordbach	Dk	Junior	J									Renault Clio Cup	174.194
6	9	Race	Marta Suria	Esp	Damas			D							Renault Clio Cup	174.194
7	17	A.D. Desguaces La Torre	Carlos Esteban	Esp	Amateur		A								Renault Clio Cup	173.634
8	84	Raquel Morera	Raquel Morera	Esp	Damas			D							Renault Clio Cup	173.634
9	7	Oscar Gómez González	Jonathan Gómez González	Esp					Oscar Gómez González	Esp					Renault Clio Cup	173.634
10	6	Alex Cosin	Alex Cosin	Esp											Renault Clio Cup	173.077
11	18	Milan Competition	Rafael Villanueva	Esp											Renault Clio Cup	173.077
12	21	Race	Antonio Martínez	Esp	Junior	J									Renault Clio Cup	173.077
13	44	C.D. Motor Racing Cantabria	Gerardo González Pulido	Esp											Renault Clio Cup	172.524
14	58	RMS Engineering, S.R.L.	Manuela Vasquez	Col	Damas			D							Renault Clio Cup	171.975
15	2	Milan Competition	Nicolas Milan	Fr											Renault Clio Cup	171.429
16	47	RMS Engineering, S.R.L.	Salvatore Arcaese	Rum											Renault Clio Cup	170.348
17	5	Milan Competition	Santiago Navarro	Esp	Amateur		A								Renault Clio Cup	170.348
18	15	Milan Competition	Guillaume Lafond	Fr											Renault Clio Cup	170.348
19	3	Escudería Orense	Roberto Blach	Esp	Junior	J									Renault Clio Cup	169.812
20	46	RMS Engineering, S.R.L.	Oscar Nogués	Esp											Renault Clio Cup	169.279